



Internet Safety Tips

Newsletter 12/02/2021

As a parent or carer you play a key role in helping your child to stay safe online.

You don't need to be an expert on the internet to help keep your child stay safe online. Our advice and resources are here to support you as you support your child to use the internet safely, responsibility and positively.

Here are some useful resources to help encourage your child to enjoy the internet in a safe and responsible way.



Top Tips for Children 3 to 7 years old

These top tips have been written for you (parents and carers) to share, and talk about, with your children. It's never too early to talk about life online!

Become internet detectives

Remind your child that not everything they read online is true....

Whether your child likes games, videos or learning about their favourite dinosaur online, it's important they recognise that not everything they see or hear will be true. Talk about this together or find some examples you could examine as 'internet detectives.' Keep it simple by telling them, "The internet can be great for finding things out, but you need to remember that not everything online is true! Some things might be a joke, an opinion, a mistake, or deliberately untrue."

Compare with trusted sources

Help to check online information and content using other websites....

It is important that your child knows that information online can be put there by anyone! Therefore, because it may be unreliable, they need to check in other places too - to see if other sources say the same thing, or something different. You can do this by looking on at least two other websites, to compare the information. Start by using websites created by organisations that you know and trust, and those that have information specifically created for children.

Use books and television

Remind your child they can also fact-check information offline....

Checking the information that you find online, can be done offline too! Ask your child if they can think of any other places that they can look for information, e.g. by looking in a non-fiction book (e.g. an encyclopaedia), by watching a TV documentary, or by asking someone who knows about the subject. You don't have to do all these things, for every single fact that you find, but it's important to remember that a range of offline options are available too.

Be aware of strangers

Talk about who children can and cannot trust on the internet....

There are a huge range of sites and services that allow communication between users. A good example of this is when it comes to playing online games. Explain to your child that it is safest only to talk to people online that you already know, like your family and close friends. Explore the apps that your children want to use and look for the safety / privacy settings available – they may include features that allow you to control who your child can interact with. Remember, friends made online are still strangers and so all personal information must be kept safe.

Reach out for help

Encourage your child to discuss any concerns with someone they trust....

Let your child know that the best way to address any problem they have online, is to tell a trusted adult immediately. For example, this might include someone sending them a friend request; an online message; telling them to visit a specific website, or app; or asking them for their personal information. Reassure them that if anything happens online that they are unsure about, or makes them feel worried or upset, they can come to you for help.

Source: [Safer Internet Day 2021 Top Tips for use with 3-7s | Safer Internet Centre](#)



1 - Top Tips for 7 to 11 year olds

Have a look at the tips and links below with some suggestions on how to get you started and help you to stay safe and positive online:

Do your research

Question, evaluate and reflect on the online content you see....

Remember that not everything online is always what it seems. Information, photos and even videos can be edited, faked or may have more than one motive – like trying to get you to spend money or share your personal information. If something seems odd, or you haven't heard about it before, it's best to do a bit more research.

Check and double-check

Use other websites and sources to fact-check online information...

Luckily there's lots of ways to check whether things are trustworthy online. Most importantly look at more than one source – this could include other webpages, videos or offline sources like books and newspapers. Remember there are lots of adults who can support you too – like parents, other family members and teachers.

Stay safe online

Don't share your personal details or trust strangers online...

There are some simple actions we can take to help keep everyone safe online – like not sharing personal information. Remember that other people online may not always be who they appear to be, so be sure to check with an adult if you are ever unsure about what to share or who you are chatting to online.

Take positive action

Help make the internet a more trustworthy and respectful place...

Remember that the online world is for everyone so always treat others with respect. If you see anything online that worries or upsets you, use the block and report buttons to take positive action to stop it and tell an adult what's happened. By working together, we can make the internet a better, more respectful and more trustworthy place.

Make a difference!

List the apps and websites you know that feature reliable information...

The internet is amazing – there's so much to see, do and learn! If you are ever unsure about something then ask an adult that you trust for some help and advice. Why not make a list together of your favourite apps and websites, including the ones you think are most trustworthy?

Source: [Safer Internet Day 2021 Top Tips for 7-11s | Safer Internet Centre](#)

BRAND NEW National Online Safety Mobile App! It's time to get **#OnlineSafetySavvy**



Children are spending more time than ever online. As adults, we need to do everything we can to keep them safe in the digital world. But with new apps, games and platforms emerging every day, how can you stay in the know?

Say hello to the new National Online Safety mobile application. Created by experts, developed by us. With all online safety knowledge available at your fingertips, the NOS app empowers parents and teachers to understand and address online safeguarding risks – any time, anywhere.

The world's most comprehensive online safety app, it's packed with insightful courses, explainer videos, webinars and guides on topics that will help you protect the kids you care about when they're online.

Google play: <https://play.google.com/store/apps/details?id=uk.co.nationaleducationgroup.nos>

App store: <https://apps.apple.com/gb/app/national-online-safety/id1530342372>

Congratulations Mrs Strong.



I'm sure that all of you will join the school in congratulating Mrs Strong in being appointed the Headteacher of Kew Riverside Primary School.

Over two grueling days, Mrs Strong undertook a range of virtual tasks, delivered an assembly showcasing her burgeoning puppetry skills, and applied her oracy training via face to face presenting to beat off stiff competition. We are delighted that she secured the position, with an approximate start date of late March.

Well done Mrs Strong, we will all be sad to see you go, but hope that you plant a bit of Ryefield in your new school.

Remote Learning Survey

It feels that both school and home have undergone seismic changes with distance learning and live lessons. Last term, we sent out a survey to parents seeking feedback on the school's offer during the first lockdown. From a standing start, it was clear that the school had put into place many things that parents were pleased with. However, feedback showed that there were three areas that the school could improve on.

These were the following:

- Live lessons
- Contact between home and school
- Availability of reading books

We hope that parents feel that Ryefield's revised remote learning offer shows that the school has listened and acted on your feedback. We offer three daily lessons, as well as storytime. Furthermore, class teachers, the school office, Mrs Hayward (SENCO), Mrs Clements (Welfare) and myself all reach out to families to discuss ways in which we can support learning or provide resources. Pupils are able to access their online library via Big Cat e-books, details of which were sent out in an earlier email.

I hope that you agree with me, that all of the staff at Ryefield have been outstanding in their commitment to deliver live lessons that are as close as is feasibly possible to school based learning.

Please click [here](#) to access the feedback form.

February Half Term



Information received from the Department for Education:

Schools will close as usual over February half-term and are not expected to remain open to vulnerable children and the children of critical workers during that week.

Schools do not need to provide lunch parcels or vouchers during the February half-term. There is wider government support in place to support families and children outside of term-time through the [Covid Winter Grant Scheme](#). The £170 million scheme is being run by local authorities in England, with at least 80% of the funding earmarked to support with food and essential utility costs and will cover the period to the end of March 2021. It will allow local authorities to directly help the hardest-hit families and individuals over the winter period. Local authorities have local ties and knowledge, making them best placed to identify and help those children and families most in need.

Hillingdon council are responsible for providing the Winter Grant Scheme. If you have any queries relating to the Winter Grant Scheme please contact: wintergrant@hillingdon.gov.uk.

Moments of Triumph TV



2 - An example from earlier this year.

During the first national lockdown, the school broadcast a weekly video titled 'Moments of Triumph TV'. The video was a collection of clips and photos of any learning, school or otherwise, that your child was proud of and wanted to share with the school community. The regular films were well received and commended by the local authority as an example of excellence.

We have decided to bring it back for Season 2!

Please send any photos or videos, along with a brief explanation, to ryefield.enquiries@ryefieldprimary.org.uk

Make sure that MOTV is clearly displayed in the title of your email.

Remote Learning Section



Ryefield's daily schedule includes three live lessons, with follow up/finishing off tasks to be done after the lesson. Furthermore, we expect pupils to independently do the following:

- *Independent reading (20 minutes a day)*
- *Times Tables practice (20 minutes a day) via [TT Rockstars](#)*

- Spelling practice (20 minutes a day) via [Spelling Shed](#)
- Memorising, researching and mind-mapping the facts on their topic Knowledge Organisers (10 minutes a day)

The school's offer exceeds government recommendations for primaries, in truth it is closer to that of secondary schools!

Protocols for learning



We realise that we are venturing into new and uncharted waters. In order to make this a smooth transition we have some protocols that we would like parents and pupils to follow. We hope that this will iron out potential disruptions to lessons and intrusions to teachers evenings and weekends with their own families.

Parent protocol

- Encourage their child to complete assigned work.
- If your child is absent due to sickness, then parents need to call the attendance line and report your student's absence.
- Within school opening hours, communicate concerns with teachers, related service staff, and/or support staff. **It is unacceptable to contact staff at the weekend or after 16.30.** Staff will respond to email enquiries within 48 hours and within office hours. Persistent offenders will have their accounts suspended. No member of staff is to be contacted via social media.

- Consider appropriate working conditions for your child(ren) to find success throughout the entire school closure period. Support your child(ren)'s participation and engagement in Remote Learning each day.
- Supervise younger siblings so that they do not disturb with the live lesson.
- We ask that parents refrain from recording or taking pictures of their children working online or our teachers delivering lessons. We understand and appreciate that parents want to celebrate and highlight their children's accomplishments and those of their teacher(s). Unfortunately, this may result in the unintended consequence of discouraging our staff from participating in synchronous learning due to the level of exposure and, at times, inappropriate comments that are often posted online. Parents who are found to use their child's account to misuse the remote learning platform will find themselves (and their child) being suspended from Google Classroom.

Pupil protocol

- Pupils must log on each day and complete the work set. When they have finished the work, it should be submitted via Google Classroom or the learning platform being used for the lesson.
- Pupils must complete their designated independent tasks within the specified timescale.
- If a pupil needs support, they should contact their teacher through Google Classroom or via email. [48 office hour window for response]
- All communication with teachers and classmates must be polite and respectful.
- Pupils must not comment and access the message board during anti-social hours, e.g. posting comments and sending messages at 23:30, persistent offenders will be muted and may have their account suspended.
- Pupils must be dressed appropriately; pyjamas, dressing gowns and fancy dress are not acceptable. You will be asked to leave the lesson and instructed to change before re-joining.
- Pupils are allowed to drink during live lessons; however they are not permitted to eat.
- **Pupils will behave in the live lessons as they do in class, failure to behave will mean that they will be removed from the lesson.**

How to upload work to Google Classroom

How to upload photos to Google Classroom

When your child has completed the task set by the class teacher. Please take a photo and upload the photo by following these steps. This will 'hand in' the work to the class teacher.

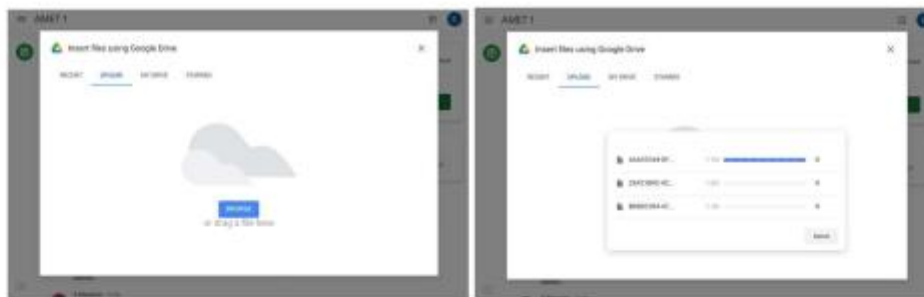
Step 1 – Click Create / Add



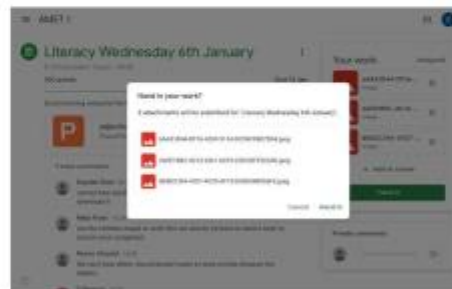
Step 2 – Click attach file



Step 3 - Select the file(s) you wish to upload



Step 4 – Hand in the work



And you are done! 😊

[Oak National Academy](#)



Our class teachers use the resources on the Oak National Academy website to support the delivery of our topics. Should you wish to supplement the literacy and numeracy sessions, parents are welcome to follow their published schedule. The sites hosts almost 10,000 free lessons and resources. Made by teachers, for every teacher and every pupil. Your teacher may direct your child to this site for independent learning task.

[Click on the link above to visit the site.](#)

Access Google Classroom with a £29 Amazon Fire Stick

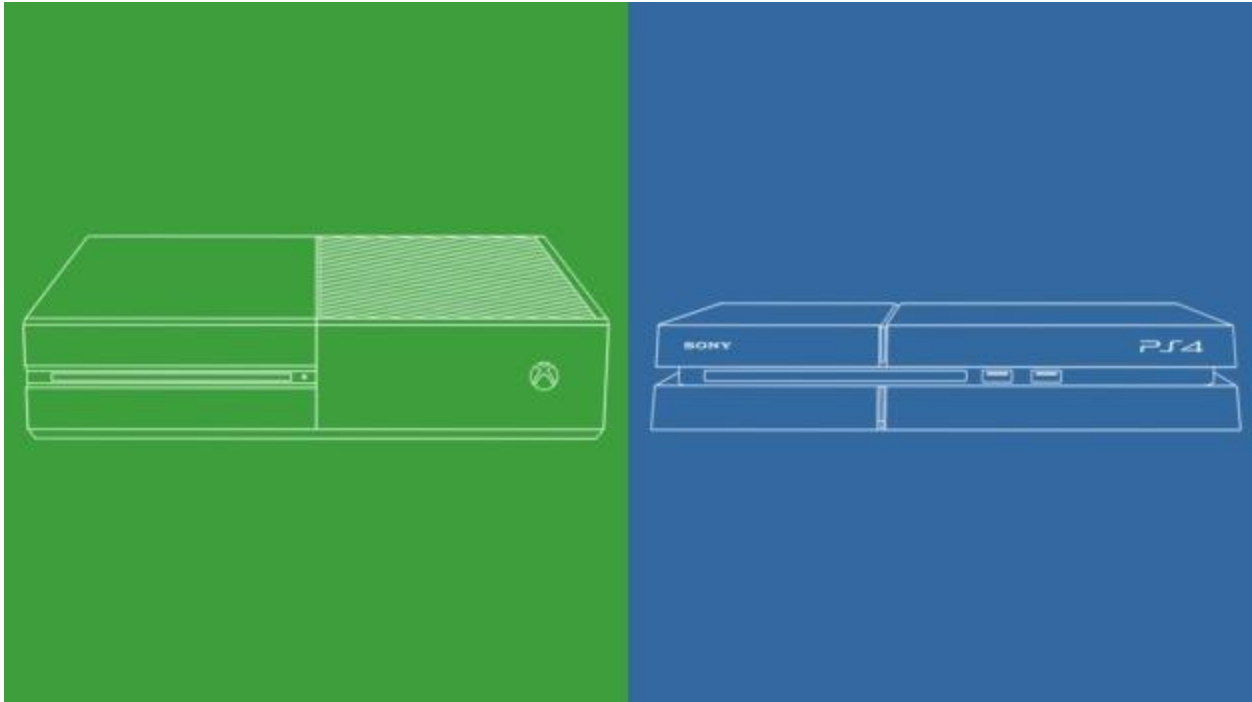
fire tv stick

Basic Edition



[Click here to learn how to access the resources on a Fire Stick.](#)

Access Google Classroom with a PS4 or Xbox One. **11,000 people have accessed our guide!**



[Click here for a link to a guide on how to access all of the resources on a games console.](#)

Nursery

Remote Learning

Nursery W/C 04/01/2021

Here is an outline of the Remote Learning for this week:

Learning Platform	Activity	Done?
Education City	Literacy - How to Build a Snowman	
	Maths - Sten by ten - Count to 10	
	Maths - Count the objects on the Snowman	
	Science - Rain or Shine	
Google Classroom - Where's My Teddy?	Literacy - 'Where's my Teddy?' by Jez Alborough	
	Maths - Counting using 1:1 correspondence	
	Communication & Language - Rhyming Basket	
	Communication & Language - Positional Language Game	
	Expressive Arts & Design - Teddy craft	
Google Classroom - Phonics: Sound Discrimination	Select a different activity each day	
Google Classroom - Additional Materials	Colouring/ Tracing/ design a teddy	
Google Classroom - Daily Story Time	Daily Story Time with Mrs McGee/ Miss Sheppard	

Please upload any photos of activities and work that you complete with your children to google classroom. I would love to see what your children have been learning at home.

These are challenging times for everyone, remember the 'little and often' approach when working with young children. Don't expect children to be able to concentrate for long periods of time and I can't remind you enough that children LEARN THROUGH PLAY. Quality play is so important, make all of the activities as play based as possible, this will engage and excite your child, this way they'll have fun and won't even realise they're learning.

I have included a range of activities, some require more adult involvement than others. It is important to give your child a range of learning experiences throughout the day, some adult directed, some supported and some independent. This variety helps your child's development. You will find things that need lots of direction initially will shift to become more independent activities over time, as this happens, you can increase the challenge and expectations.

These will be posted on Google Classroom at the beginning of each week:

- Recorded Powerpoint of directed tasks - includes Literacy, Maths, CL & EAD activities
- Daily phonics activities - focussing on listening skills/ rhythm/ rhyme/ alliteration
- Activities set on Education City - Literacy, Maths, Science (dependent on theme of the week)
- Colouring Sheets & counting Sheets
- Fine Motor / pencil control sheets (linked to weekly theme)
- Daily Story Time Videos - from Mrs McGee/Miss Sheppard will be posted and a PE activity on a Thursday

Reception

Learning Platform	Activity	Done?
Education City	Literacy - Going Spare (matching letters and sounds)	
	Maths - Jack in the Box (recognising numbers to 20)	
	Science- The final snowdown	
Google Classroom	Monday - Literacy - Polar Regions	
	Tuesday - Maths - Ordering Numbers	
	Wednesday - C&L - Environments	
	Thursday - Literacy - Penguins	
	Friday - Maths - Missing Number	
Google Classroom - Phonics: RWI	Daily phonics videos	
Google Classroom - Daily Story Time	Daily Story Time with Miss Cullum, Mrs Simmons, Mrs Drinkwater and Miss Lount	

Please upload any photos of activities and work that you complete with your children to google classroom. We would love to see what your children have been learning at home. These are challenging times for everyone, remember the 'little and often' approach when working with young children.

Don't expect children to be able to concentrate for long periods of time and we can't remind you enough that **children LEARN THROUGH PLAY**. Quality play is so important, make all of the activities as play based as possible, this will engage and excite your child, this way they'll have fun and won't even realise they're learning.

We have included a range of activities, some require more adult involvement than others. It is important to give your child a range of learning experiences throughout the day, some adult directed, some supported and some independent. This variety helps your child's development. You will find things that need lots of direction initially will shift to become more independent activities over time, as this happens, you can increase the challenge and expectations.

If you have any questions or concerns please email us directly:

- hsimmons@ryefieldprimary.org.uk
- adrinkwater@ryefieldprimary.org.uk
- scullum@ryefieldprimary.org.uk

Stay Safe and see you all soon!

Reception Team

Year 1

Year 1 - Live lesson timetable

	9.00 - 9.10am	9.10 - 10.10am	10.10 - 10.30am	10.35 - 10.45am	10.45 - 11.45am	12.00 - 1.00pm	1.00 - 1.15pm	1.15pm onwards
Monday	Log in/ Register	Literacy	Break	Log in/ Register	Maths	Break/ Lunchtime	Log in/ Register	Story & directed tasks
Tuesday	Log in/ Register	Literacy		Log in/ Register	Maths		PE - see links on Google Classroom No 'Live lessons'	
Wednesday	Log in/ Register	Literacy		Log in/ Register	Maths		Log in/ Register	Story & directed tasks
Thursday	Log in/ Register	Literacy		Log in/ Register	Maths		Log in/ Register	Story & directed tasks
Friday	Log in/ Register	Literacy		Log in/ Register	Maths		Log in/ Register	Story & directed tasks

Directed tasks - The class teacher will instruct your child to complete an independent task based on either - Science, Geography, History, Art, PSHE etc and this time should also be used to watch the Read Write Inc. (RWI) lesson. The work should then be uploaded to Google Classroom.

* Also available via Google Classroom:- Information for parents. In this area we will add any useful information e.g. 'How to upload photos to Google Classroom' - Useful Resources. This area contains

additional resources to support your child's learning e.g. 'Word mat', 'Number-lines', 'Lined/Squared paper printables'. We will add any extra resources we may think are useful as time progresses.

* Each week there will also be a new Education City task and a new set of spellings on Spelling Shed for your child to learn. This is continuation of the work set each week as homework - before Christmas.

* PE lesson activities can be found under each 'Lockdown week'. They are dated and information is attached within that sub-heading.

Please ensure your child logs in on time and if you are having issues please let us know and we will do our best to assist you. The afternoon sessions will be live for the first half hour or so when the class teacher will read a story and introduce the directed tasks. After they have introduced the task, your child will be required to carry out the tasks themselves.

Year 2

Year 2 - Live lesson timetable

	9.00 - 9.10am	9.10 - 10.10am	10.10 - 10.30am	10.35 - 10.45am	10.45 - 11.45am	12.00 - 1.00pm	1.00 - 1.15pm	1.15pm - 3.00
Monday	Log in/ Register	Literacy	Break	Log in/ Register	Maths	Break/Lunchtime	PE - see links on Google Classroom No 'Live lessons'	
Tuesday	Log in/ Register	Literacy		Log in/ Register	Maths		Log in/ Register	Story & directed tasks
Wednesday	Log in/ Register	Literacy		Log in/ Register	Maths		Log in/ Register	Story & directed tasks
Thursday	Log in/ Register	Literacy		Log in/ Register	Maths		Log in/ Register	Story & directed tasks
Friday	Log in/ Register	Literacy		Log in/ Register	Maths		Log in/ Register	Story & directed tasks

Directed tasks – The class teacher will instruct your child to complete an independent task based on either – Science, Geography, History, Art, PSHE etc and this time should also be used to watch the Read Write Inc. (RWI) phonic lesson. The work should then be uploaded to Google Classroom.

Year 3

Year 3 - Online lesson delivery.

Year 3	9-9.10	9.10 -10.10	Break	10:35	10.45 - 11.45	Lunch	1-1.10	1.10 - 1.35
Mon	Log on and reg	LITERACY		Log on and Reg	Numeracy		Log on and Reg	SCIENCE Story @2.30
Tues		LITERACY			Numeracy			SCIENCE Story @2.30
Wed		LITERACY			Numeracy			PPA - PSHE + P.E via Joe Wicks
Thur		LITERACY			Numeracy			GUIDED READING Sp6 Story @2.30
Fri		LITERACY			Numeracy			ART Story @2.30

Please upload photos of any of the work you complete on google classroom.

We will be starting with our Science topic which is Rocks and Soils before moving onto our Geography topic. This should give you time to do any extra research you may wish to do. We will continue to add a few extra resources onto google classroom for you to use and complete if you feel you would like some extra activities to do. There will also be activities on Education City and don't forget keep on top of your tables on TTRS.

Year 4

KS2	9-9.10	9.10 -10.10		10:50	11.00 - 12.00		1-1.10	1.10 - 1.35	
Mon	Log on And reg	Mr White delivers LITERACY		Log on And reg	Mr Brill delivers Numeracy		Log on And reg	Mr White reads to Year group And directs pm task. GEOGRAPHY	
Tues	Log on And reg	Mr White delivers LITERACY		Log on And reg	Mr Brill delivers Numeracy		Log on And reg	Mr Brill reads to Year group And directs pm task. SCIENCE	
Wed	Log on And reg	Mr White delivers LITERACY			Mr Brill delivers Numeracy		Log on And reg	Offline learning -Computing Via Education city + P.E via Focus-Fit	
Thur	Log on And reg	Mr White delivers LITERACY			Mr Brill delivers Numeracy		Log on And reg	Mr White reads to Year group And directs pm task. R.E	
Fri	Log on And reg	Mr White delivers LITERACY			Mr Brill delivers Numeracy		Log on And reg	Mr Brill reads to Year group And directs pm task. ART	

Year 4 will teach remotely via Google meet. The links will be posted daily before each lesson starts. We will be using a mix of live flip-charts, PowerPoint, mymaths, Oak academy and education city to facilitate a weekly timetable that closely reflects the one Year 4 undertook whilst at school.

We will post the necessary worksheets for each lesson the day before giving you ample time to find and print. (If you are able). The worksheets we post are to be completed in the 'live' lesson and not prior. The set tasks can be completed on sheets of plain or lined paper and the online sheets used for reference.

Year 5

Year 5 Remote learning timetable – January 2021

Day	9am – 9.10am	9.10am – 10.10am	10.10am – 10.30am	10.35am – 10.45am	10.45am – 11.45am	12pm – 1pm	1pm – 1.15pm	1.15pm	1.30pm Topic – science/History/ Geography
Monday	Log on to Google classroom/google meet & registration	Maths P – Mrs Thomhill F – Mrs Mander	Break	Log on to Google classroom/google meet & registration	Literacy/PoR P – Mrs Thornhill F- Mrs Mander Mrs Hope's group	Lunch	Log on to Google classroom/google meet & registration	Story session & directed task	Topic & directed independent task
Tuesday	Log on to Google classroom/google meet & registration	Maths P – Mrs Thomhill F – Mrs Mander	Break	Log on to Google classroom/google meet & registration	Literacy/PoR, P – Mrs Thornhill F- Mrs Mander Mrs Hope's group	Lunch	Log on to Google classroom/google meet & registration	Story session & directed task	Topic & directed independent task
Wednesday	Log on to Google classroom/google meet & registration	Maths P – Mrs Thomhill F – Mrs Mander	Break	Log on to Google classroom/google meet & registration	Literacy/PoR, P – Mrs Thornhill F- Mrs Mander Mrs Hope's group	Lunch	Log on to Google classroom/google meet & registration	Story session & directed task	Topic & directed independent task
Thursday	Log on to Google classroom/google meet & registration	Maths P – Mrs Thomhill F – Mrs Mander	Break	Log on to Google classroom/google meet & registration	Literacy/PoR, P – Mrs Thornhill F- Mrs Mander Mrs Hope's group	Lunch	Log on to Google classroom/google meet & registration	Story session & directed task	Topic & directed independent task
Friday	Log on to Google classroom/google meet & registration	Maths P – Mrs Thomhill F – Mrs Mander	Break	Log on to Google classroom/google meet & registration	Literacy/PoR, P – Mrs Thornhill F- Mrs Mander Mrs Hope's group	Lunch	Log on to Google classroom/google meet & registration	Story session & directed task	Independent work – Joe Wickes (You Tube/PE) Ed City – (Science Content)

Year 5 teachers will be using 'Google Meet' and sending individual classes invites to join for each session, all work will be uploaded on to 'Google classroom'. Children will also be expected to use sites such as My Maths and Education City.

Year 6

Year 6 2020/2021

	9.00 – 10.10	Break	10.45 – 11.55am	Lunch 12.00 – 1.00	1.00- 1.25	1.30
Monday	Literacy		Mathematics		Class Book	Topic/Science
Tuesday	Literacy		Mathematics		Class Book	Topic/Science
Wednesday	Literacy		Mathematics		Class Book	Topic/Science
Thursday	Literacy		Mathematics		Class Book	Topic/Science
Friday	Literacy Vocabulary Spelling Test		Mathematics		Class Book	Topic/Science

Your child will join the English and Maths group that they were set in school. Each group has its own classroom. At the designated time they need to click the link at the top of the classroom and join their teacher and their classmates.

The afternoon session will be based in their registration classes; they should click the link at the top for their class: Curie or Churchill.

[Further learning resources are available from Ryefield Primary School](#)



Click [here](#) to access the online learning resources available on the school's website.